


# CAVESYSTEMS

Container And Volume Engineering Systems



## ISO 20' DUAL SIDE OPENING CONTAINER

CAVE products are designed to maximize the interior dimensions of an ISO 20' Dual Side Opening Container

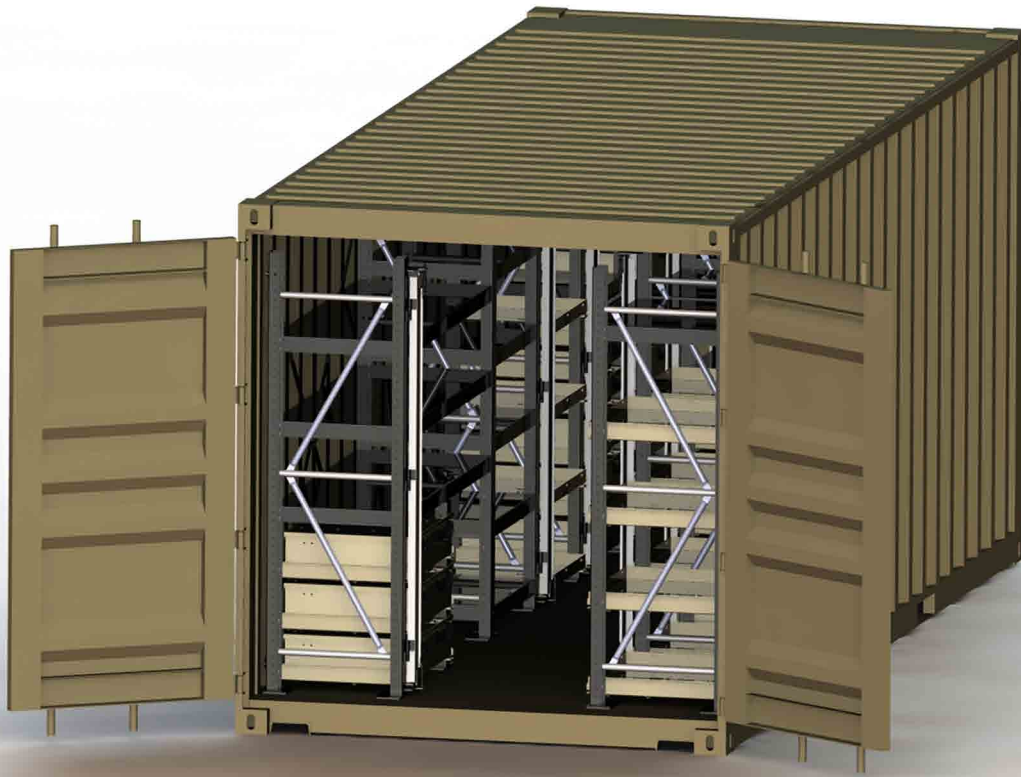

- Effectively creates a mobile warehouse
- Offers superior protection from the environment
- Increases the security of valuable assets
- Allows 100% accessibility to stored items
- Reduces the number of containers required for deployment
- Fits into new or existing ISO 20' Dual Side Opening Containers
- Load and deploy a mission ready container quickly
- Drawers come in 5 different heights with usable dimensions of 27" W x 37" D
- Glide-Out Shelves have usable dimensions 59" W x 39" D



For more information call 877-344-CAVE (2283) or visit [www.cavesystems.com](http://www.cavesystems.com)

# CAVESYSTEMS

Container And Volume Engineering Systems



## ISO 20' END OPENING CONTAINER

CAVE products maximize the usable interior of an ISO 20' End Opening Container

- Install into new or existing containers
- Maximize container/cube utilization
- Increase the security of stored equipment
- Optimize locatability of stored items
- Allows 100% accessibility to all stored equipment
- Offers superior protection against the environment
- Reduce loss and damage during transit



For more information call 877-344-CAVE (2283) or visit [www.cavesystems.com](http://www.cavesystems.com)